DIN41612 CONNECTORS

2 SLOT

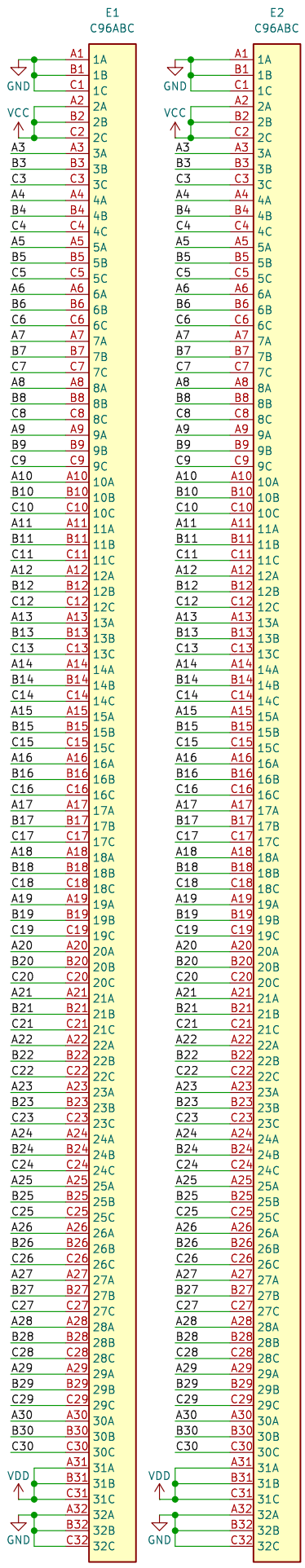

DIN41612 connector, type C, Vertical,
3 rows 32 pins wide

Bypass/decoupling capacitor

Vcc rail
Ceramic 0.1uF / 100nF
C_Disc_D4.3mm_W1.9mm_P5.00mm

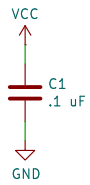

Bypass/decoupling capacitor

Vdd rail
Ceramic 0.1uF / 100nF
C_Disc_D4.3mm_W1.9mm_P5.00mm

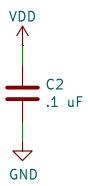

Eurocard bus systems – Microbus backplanes
When using 0V and two power rails, pin 1 and 32 on rows a, b and c are fully committed to 0V and commoned together at one end. Two separate Vcc planes are provided for dual voltage systems and are committed to pins 2 and 31 on rows a, b and c.

Creative Commons Attribution 4.0 International license. CC-BY-4.0
Marten Electric by Martin Niec; www.martenelectric.cz; martenelectric@gmail.com

Sheet: /
File: din_back_02_v130.kicad_sch

Title: 2 slot 3U 8HP. Minimal Backplane / Bridge DIN41612

Size: A3	Date: 2025-09-10	**Rev: v1.0**
KiCad E.D.A. 9.0.4		Id: 1/1